


Technical News Bulletin

Steinhausen, May 2020


Defects can be selected



... the tool gives a description with videos and pictures...



... and gives an overview of the potential causes and remedies



Defect Animation Tool

- Knowledge of decades of production experience
- Comprehensive database of defects
- Training tool for inexperienced operators

Introduction

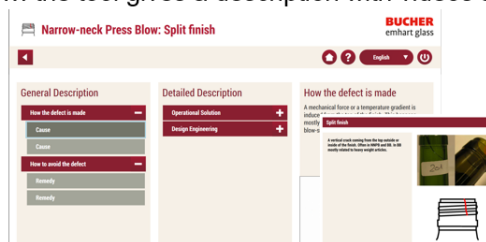
The glass industry is facing a “knowledge drain” with experienced operators going to retirement. This creates the need to qualify new operators that just started their career in the container glass industry. The Defect Animation Tool helps to overcome this challenge.

The Defect Animation Tool (DAT) advises the operator with information and videos what the cause of currently occurring defects is and how to correct the situation. The tool contains the knowledge of decades of production experience in its database. Running the Defect Animation Tool on the UC2 or on the Flex Control Center makes this knowledge available to operators at any time when they need it – directly on the shop floor. Furthermore, the DAT is an excellent training tool for new operators, both on the Hot End and on the Cold End.

Defects can be selected



... the tool gives a description with videos and pictures...



.... and gives an overview of the potential causes and remedies





Fig. 1: The Defect Animation Tool – the electronic defect database on the UC2 and Flex Control Center

Installation Requirements

The Defect Animation Tool comes with every UC2 and Flex Control Center installation. The tool cannot be run on UC1 installations. For running the Defect Animation Tool a license is necessary. This license needs to be requested, but is free of charge. To request a license please contact your sales representative. The license can be installed by you or a BEG service engineer with the next scheduled visit.

Availability / Application

The following documentation is available

A short video of the Defect Animation tool can be found on the BEG webpage.

A tutorial video how to use the Defect Animation Tool can be found on the Emhart Website

[Link to Website](#)

Features / Benefits

Features	Benefits
Comprehensive database of defects	Training tool for inexperienced operators both in Hot End and Cold End
Defect knowledge available by one click, anytime	Even inexperienced operators are enabled to “fight” defects – also at times when no experienced supervisor is present
Defect knowledge available at the point where you need it most: at the IS machine	<ul style="list-style-type: none">▪ Operators can react faster on defects▪ Operators can use times of smooth production to train their knowledge on defects